



BECOME SAFE SOCCER (RISK) APPROVED RETURNING COACH INSTRUCTIONS

Becoming [Safe Soccer approved](#) is the process by which any coach, trainer, board member, league/club staff or other [OSA defined "Adult Participant"](#) meet the criteria set forth by the State and Federal governments, U.S. Soccer, US Youth Soccer, and Ohio Soccer Association (OSA) for the safety of all participants each seasonal year. OSA's seasonal year runs September 1 through August 31.

OSA RISK REQUIREMENTS:

- **Background Check** is required every two years and can take an avg of 3-5 business days to process.
- **Concussion Training** is required every two years and is the only requirement completed outside of your risk account through either the [CDC or NFHS training](#). The [NFHS training](#) is easier to navigate. You will be required to upload your completed concussion certificate into your risk account.
- **Lindsay's Law** is required annually and is completed directly through your risk account. You will just need to electronically sign off on the 18-minute coach video.
- **SafeSport Training** is required annually and is completed directly through your risk account. Four-year Training Cycle: Core Course (1.5-2 hrs) or Refresher Courses 1, 2 or 3 (15-20 min). It is recommended to download a copy of your current certificate for your records.

OSA RISK INSTRUCTIONS:

1. It is strongly recommended to use a PC or laptop (not mobile device) to complete your risk requirements
2. Use your email associated with your Demosphere account
3. Use this url to access your risk account: osa.demosphere-secure.com/_dashboard
4. Under **'My Account'**, **click on your 'Risk Mgmt' tab** (see below screenshot)
5. Scroll down to **click on the blue 'Player's Health Sign In' button** and follow the steps below to renew your annual risk requirements **regardless** if you are currently risk **APPROVED** or **NOT APPROVED**

Note: Risk requirements cannot be renewed more than 60 days from the date of expiration

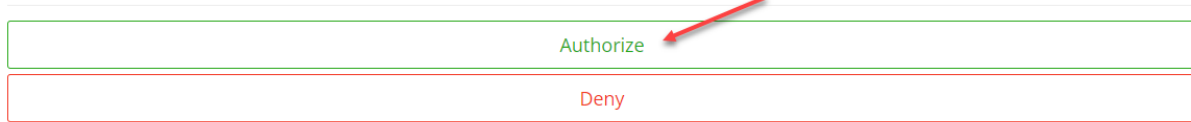


6. 'Authorize' Player's Health to use your Demosphere account

Do you authorize **Players Health** to use your Demosphere account?

Players Health will have access to:

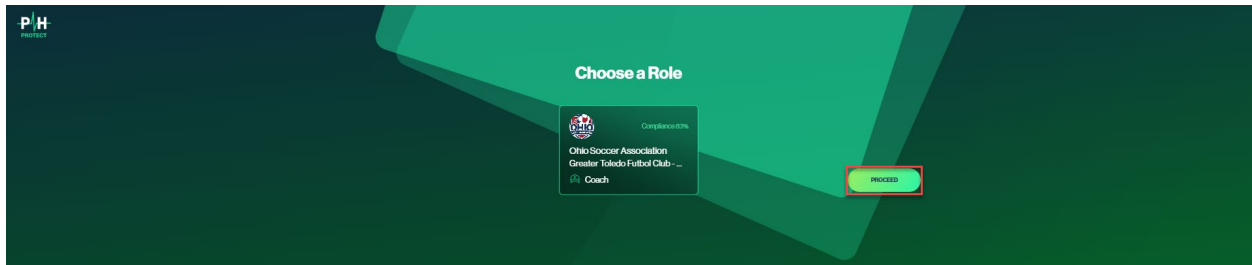
- Your Name and Email
- The Organization you Participate In and Your Role within the Organization



Authorize

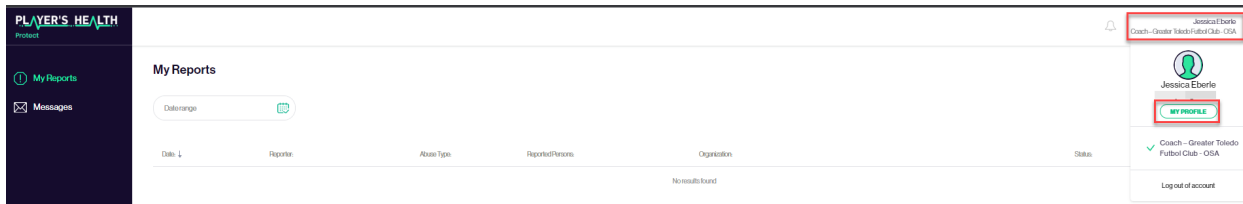
Deny

7. Select your role, click 'Proceed' and follow **RETURNING APPROVED COACHES** OR **RETURNING NOT APPROVED COACHES (EXPIRED)** instructions for next steps

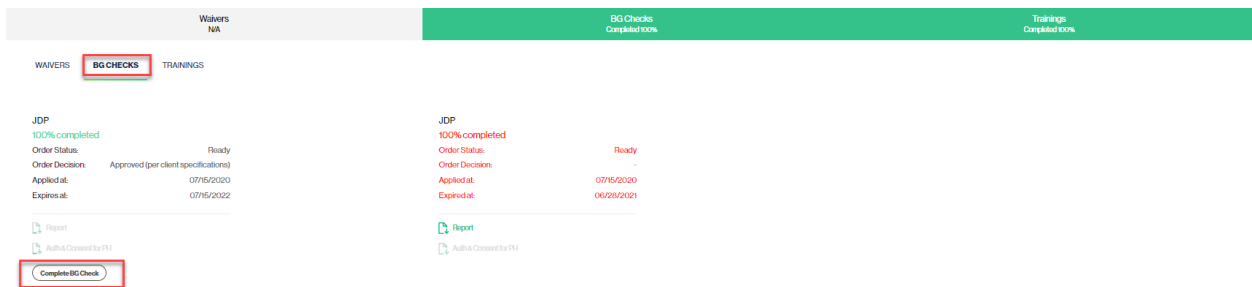


RETURNING APPROVED COACHES

8. Click your name located in the upper right corner and then click on 'My Profile'



9. Click 'BG Checks' tab. If your background check will expire within 60 days, please submit a new background check PRIOR TO CARDING and/or PARTICIPATION by clicking on the 'Complete BGC Check' button




10. Click 'Trainings' tab. If any one of your trainings will expire within 60 days, please renew your training(s) PRIOR TO CARDING and/or PARTICIPATION by clicking on the green player button(s)

Waivers NA	BG Checks Completed 100%	Trainings Completed 100%
<p>WAIVERS</p> <p>BG CHECKS</p> <p>TRAININGS</p>	<p>CDC Heads Up to Youth Sports Training 100% completed Completed At: 08/16/2020 Expires at: 08/16/2022</p> <p>Lindsay's Law 100% completed Completed At: 08/16/2021 Expires at: 08/16/2022</p>	<p>Lindsay's Law 100% completed Completed At: 07/21/2020 Expires at: 06/29/2021</p>
<p>Safe Sport 100% completed Completed At: 08/16/2021 Expires at: 08/16/2022</p>		
<p>Training Documents</p> <p>CDC Heads Up to Youth Sports Training Issued Date: 07/20/2020 Expiration Date: 08/16/2022</p> <p>Download</p>		

RETURNING NOT APPROVED COACHES (EXPIRED)

1. It is strongly recommended to use a PC or laptop (not mobile device) to complete your risk requirements
2. Use your email associated with your Demosphere account
3. Use this url to access your risk account: osa.demosphere-secure.com/_dashboard
4. Under **'My Account'**, click on your **'Risk Mgmt' tab** (see screenshot on page 1)
5. Scroll down to **click on the blue 'Player's Health Sign In' button** and follow the steps below to renew your expired risk requirements
6. 'Authorize' Player's Health to use your Demosphere account
7. Select your role and click 'Proceed'
8. If your background check and/or training(s) have expired, you will be prompted to renew on the next screen(s) **PRIOR TO CARDING and/or PARTICIPATION**

✓ BG Checks
Trainings



Lindsay's Law
Start Training

Progress 0%
N/A

Note: If you are currently risk APPROVED and ANY of your risk requirements will NOT expire within 60 days, you will receive an email from Player's Health once they expire to renew your risk requirement(s) to remain risk approved for the season. OSA and Player's Health will audit monthly to ensure compliance.

Contact members@ohio-soccer.org for questions about your risk requirements or for assistance completing your risk.